



TPA23

**Product**

**Aquadeck**  
Structural Low Profile System



**Product**

**thermotec**  
Southpoint, Compass Park,  
Bodiam, Robertsbridge  
TN32 5BS

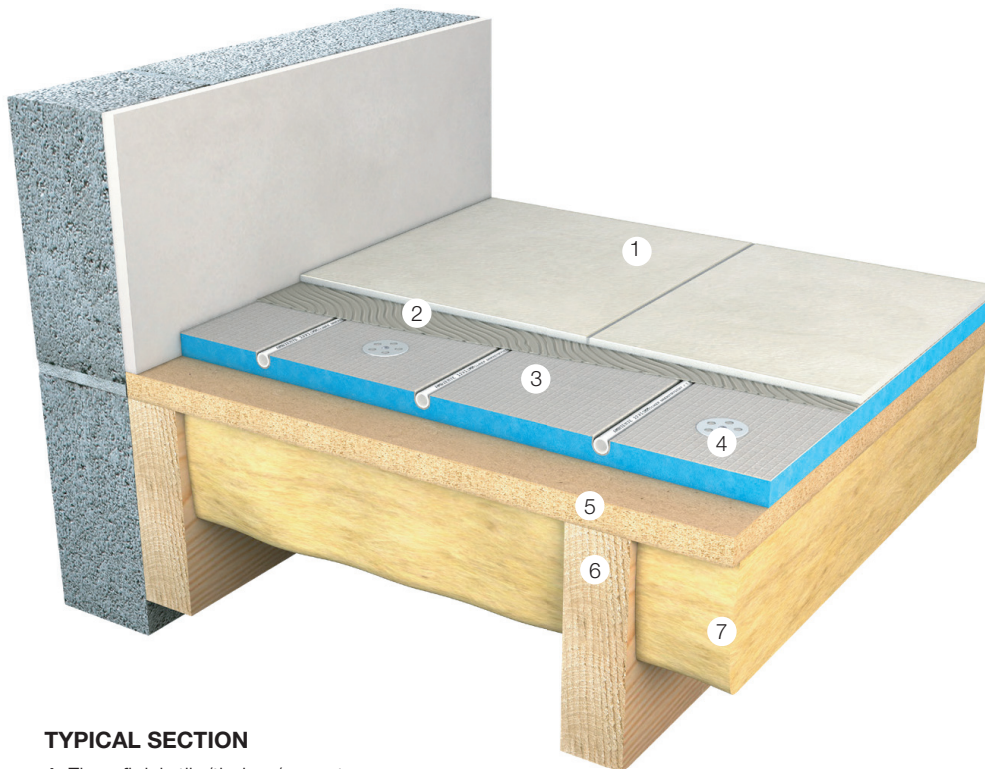

[thermotecuk.com](http://thermotecuk.com)



---

## Aquadeck Low-profile system

---



### TYPICAL SECTION

- 1 Floor finish tile/timber/carpet
- 2 Tile adhesive/levelling compound
- 3 Aquadeck 18mm structural UFH panel
- 4 Aquadeck fixing washer
- 5 Structural floor layer
- 6 Joist
- 7 Insulation layer

### FEATURES AND BENEFITS

The Aquadeck system really does give the best of both worlds – it provides a low-profile underfloor heating system, which incorporates an insulation layer and can be tiled directly onto.

Aquadeck consists of a high-density XPS insulation panel, 18mm thick. The face of the panel is cement-coated, making it rigid and durable. It is grooved to take 12mm UFH pipework, with a radius return grooved into each panel, making the panel universal. Additional pipework channels can easily be routed/grooved into the panel.

Aquadeck must be laid onto a flat and level subfloor, which can either be concrete or timber based. Over a concrete floor, we recommend laying the Aquadeck 18 panels over a combed layer of flexible tiling adhesive. Over a timber floor, we recommend securing the panels down with screws, using the Aquadeck washers.

Tiles and wood flooring can be laid directly over this system. Other finishes such as carpets or vinyl will require a levelling screed or an intermediate board layer, prior to the finish being installed.

---